

## TKCJabber User Guide

1. Install the 2 packages that you downloaded:

[qpe-thekompany\\_1.5.0-7\\_arm.ipk](#)

[qpe-tkcjabber\\_1.5.0-7\\_arm.ipk](#)

These need to be installed to RAM.

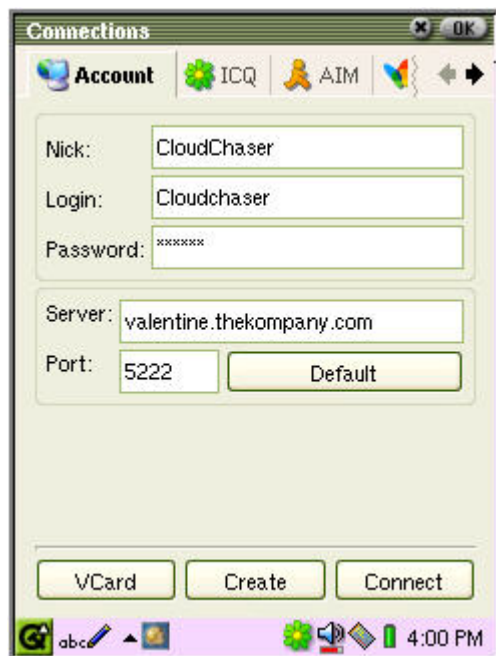
2. Open Jabber.

3. Create a new Account. This is unrelated to your ICQ, AIM, etc accounts. It's for connection to theKompany.com Jabber server.

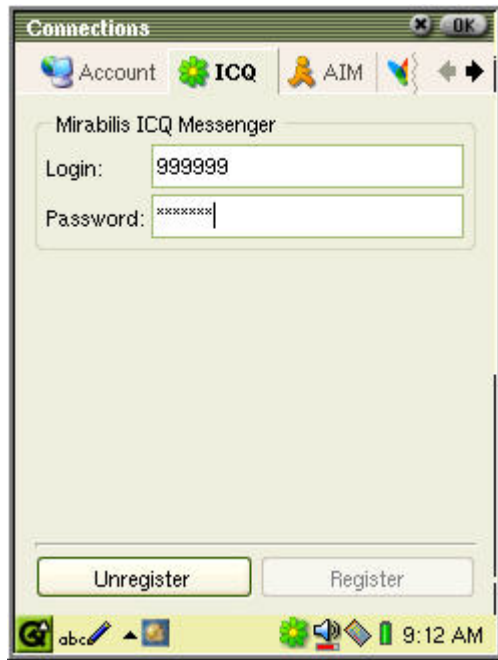
- a) Pick a nickname
- b) Pick a login name
- c) Pick a password
- d) Tap create
- e) Tap connect

**NOTE:** You can connect to any Jabber server. In order to do that you would need to enter the information for the particular Jabber server you want to connect to. You can find a list of public Jabber servers at: <http://www.jabberview.com/>

(This screen is also accessed by tapping  on the bottom bar and choosing preferences.)



4. To set up ICQ: Tap on  ICQ tab at the top of the screen:

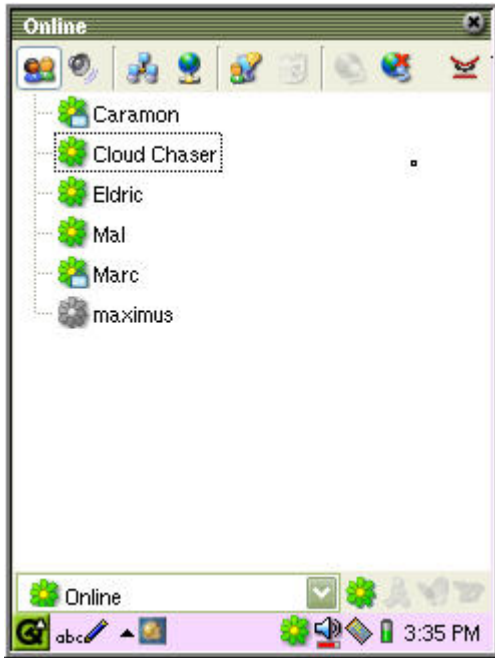


Enter your existing ICQ UIN and password and tap register

5. Tap OK in right corner.

**6. To Add contacts** *(you must do this manually.):*

- a. Tap 



This screen will come up:



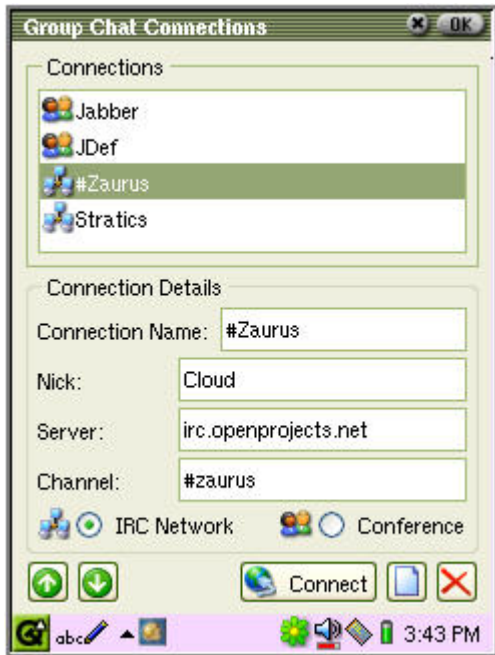
- b. Pick your transport. For ICQ contact, choose ICQ transport from drop down list.


- c. In User ID box put the UIN of your contact.
- d. In User Name box put the user name/nickname of your contact.
- e. Tap OK in upper right corner.

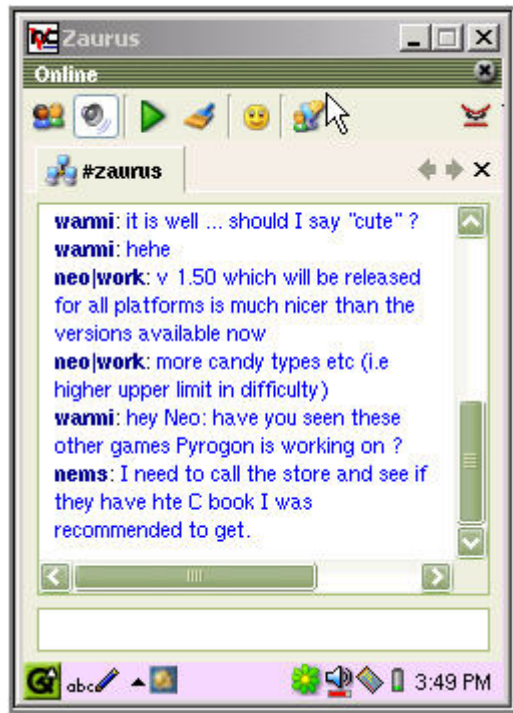
## 7. To add new IRC server:


Tap 

This screen appears:




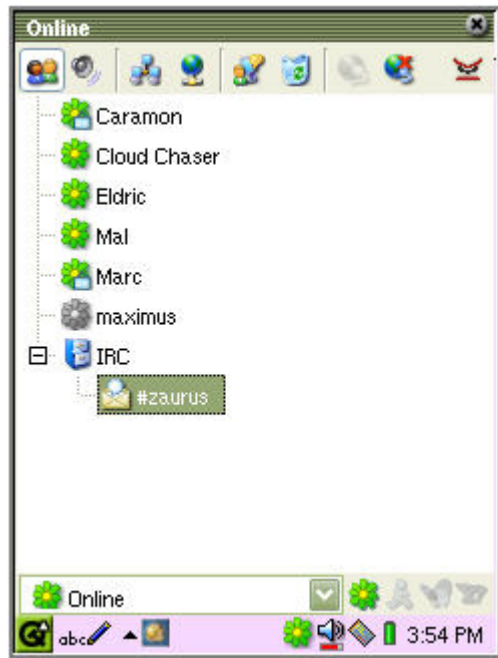
- b. Tap  to add new connection.
- c. Tap IRC Network radio button.
- d. In Connection Name box enter the name you want to call the entry.
- e. In the Nick box enter your nickname.
- f. In the Server box enter the IRC server you want to connect to (ex. irc.openprojects.net)
- f. Enter the channel name. (ex. #zaurus)
- g. Tap Connect button
- h. This will bring up your IRC chat window.




If you tap  you get a split screen that shows who is in the channel:




Tap  to see list of your contacts or “buddies”:



The  over the #zaurus entry shows there is something new in that window (like a message waiting). Double-tapping it, in this example) will bring up the IRC window.

8. To send an instant message:

- a. Tap on contact name you want to send instant message to.
- b. Tap 
  - a. Type your message and hit enter key.

